

Cat[®] D1

MULCHER

FEATURES:

IMPROVED VISIBILITY

- A lower sloping hood line provides improved peripheral vision to the mulching head, allowing the operator to better assess the jobsite.

SEAT MOUNTED CONTROLS

- Mounted on the air suspension seats, these controls isolate the machine vibration from the operator, reducing operator fatigue.

INTUITIVE OPERATOR INTERFACE

- Primary display is a 254 mm (10") touchscreen color monitor with back up camera.

PRESSURIZED CAB

- Heated and air conditioned cab offers comfortable working environment resulting in less operator fatigue and improved productivity.

HINGED RADIATOR GRILL

- Allows for easy clean out of radiator without the need for tools.

TRACTOR PLATFORM

- Balanced and rugged for operating in rough terrain and soft underfoot conditions.

LONG LIFE MULCHING HEAD

- New Cat[®] HM518 mulcher frame is designed for longer life using cladding material in high wear areas.

HYDRAULICALLY CONTROLLED

- Mulcher conveniently operates with a hydraulically operated front door and adjustable push bar.

CLOSED LOOP HYDROSTATIC CIRCUIT

- Delivers efficient, high performance power to the mulcher head, using less pump flow.

REVERSIBLE DRUM

- Easier operation and improved productivity.

DRUM SPEED BAR INDICATOR

- In-cab indicator, aids operator in managing ground speed and overall mulching productivity.

ENGINE

- Cat C3.6 diesel engine meets U.S. EPA Tier 4 Final/EU Stage V emission standards.

UNDERCARRIAGE

- Cat Sealed and Lubricated Track with 406 mm (16 in) or 635 mm (25 in) track shoes provides superior flotation and stability for wide range of operating conditions.

REVERSING FAN

- Auto reversing fan changes air flow direction to purge debris from radiator and enclosures.

TURBINE PRECLEANER

- Improves engine air filter life by removing large debris particles.

IMPROVED FUEL ECONOMY

- The D1 features the lowest fuel consumption in this size class with the same great performance you've come to expect.

D1 Mulcher Specifications

Specifications

Engine

| | | |
|-----------------------|-------------|---------------------|
| Engine Model | Cat C3.6 | |
| Net Power @ 2,200 rpm | | |
| SAE J1349 | 77.6 kW | 104 hp |
| ISO 9249/EEC 80/1269 | 77.6 kW | 104 hp |
| Power Train | Hydrostatic | |
| Displacement | 3.6 L | 220 in ³ |

- Net power is tested per ISO 9249:2007 and SAE J1349:2011 and as advertised is the power available at the flywheel when the engine is equipped with fan, air intake system, exhaust system and alternator.
- All non-road U.S. EPA Tier 4 Final, EU Stage V, Japan 2014 (Tier 4 Final) and Korea Tier 4 Final diesel engines are required to use only Ultra Low Sulfur Diesel (ULSD) fuels containing 15 ppm EPA/10 ppm EU (mg/kg) sulfur or less.

Weights

| | | |
|------------------------|-----------|-----------|
| Operating Weight | 10 586 kg | 23,338 lb |
| Operating Weight – LGP | 10 981 kg | 24,209 lb |

- Specifications shown are for machine equipped with mulcher, cab ROPS, back-up alarm, operator, coolant, lubricants and full fuel tank.

Cab

| | | |
|------|------------------------|--|
| ROPS | ISO 3471:2008 | |
| FOPS | ISO 3449:2005 Level II | |

Transmission

| | | |
|--------------------------------|------------|-----------|
| Drive Pumps | 1 | |
| Track Motors | 2 | |
| Relief Valve Settings | 48 500 kPa | 7,033 psi |
| Maximum Travel Speed – Forward | 9 km/h | 5.6 mph |
| Maximum Travel Speed – Reverse | 10 km/h | 6.2 mph |

Undercarriage

| | | |
|--|----------|----------|
| Number of Rollers (each side) | 6 | |
| Number of Shoes (each side) – Sealed and Lubricated Track (SALT) Undercarriage | 43 | |
| Shoe Width | 406 mm | 16 in |
| Shoe Width – LGP | 635 mm | 25 in |
| Length of Track on Ground | 2248 mm | 89 in |
| Length of Track on Ground – LGP | 2248 mm | 89 in |
| Track Gauge | 1495 mm | 59 in |
| Track Gauge – LGP | 1725 mm | 68 in |
| Ground Pressure | 44.5 kPa | 6.45 psi |
| Ground Pressure – LGP | 29.9 kPa | 4.3 psi |

Service Refill Capacities

| | | |
|---------------------------------|--------|----------|
| Fuel Tank | 195 L | 51.5 gal |
| Crankcase and Filter | 10.5 L | 2.8 gal |
| Final Drives, (each side) | 10 L | 2.6 gal |
| Final Drives, LGP (each side) | 10 L | 2.6 gal |
| Cooling System | 19 L | 4.2 gal |
| Transmission/Hydraulic Tank | 90 L | 23.8 gal |
| Diesel Exhaust Fluid (DEF) Tank | 19 L | 4.9 gal |

Hydraulic Controls

| | | |
|-----------------------|------------|--------------|
| Pump Output | 65 L/min | 17.2 gal/min |
| Relief Valve Settings | 20 600 kPa | 2,988 psi |

Winch

| | | |
|-----------------------------------|-------------|------------|
| Weight | 610 kg | 1,345 lb |
| Winch Drive | Hydrostatic | |
| Control | Hydraulic | |
| Speed | Variable | |
| Winch Length | 705 mm | 27.76 in |
| Overall Width | 741 mm | 29.2 in |
| Drum Diameter | 254 mm | 10 in |
| Drum Width | 274 mm | 10.8 in |
| Throat Clearance | 171.5 mm | 6.75 in |
| Rope Diameter – recommended | 16 mm | 0.63 in |
| Rope Diameter – optional | 19 mm | 0.75 in |
| Drum Capacity – recommended cable | 113 m | 371 ft |
| Drum Capacity – optional cable | 78 m | 256 ft |
| Maximum Line Pull – bare drum | 18 144 kg | 40,000 lb |
| Maximum Line Pull – full drum | 11 340 kg | 25,000 lb |
| Maximum Line Speed – bare drum | 40 m/min | 131 ft/min |
| Maximum Line Speed – full drum | 63 m/min | 207 ft/min |

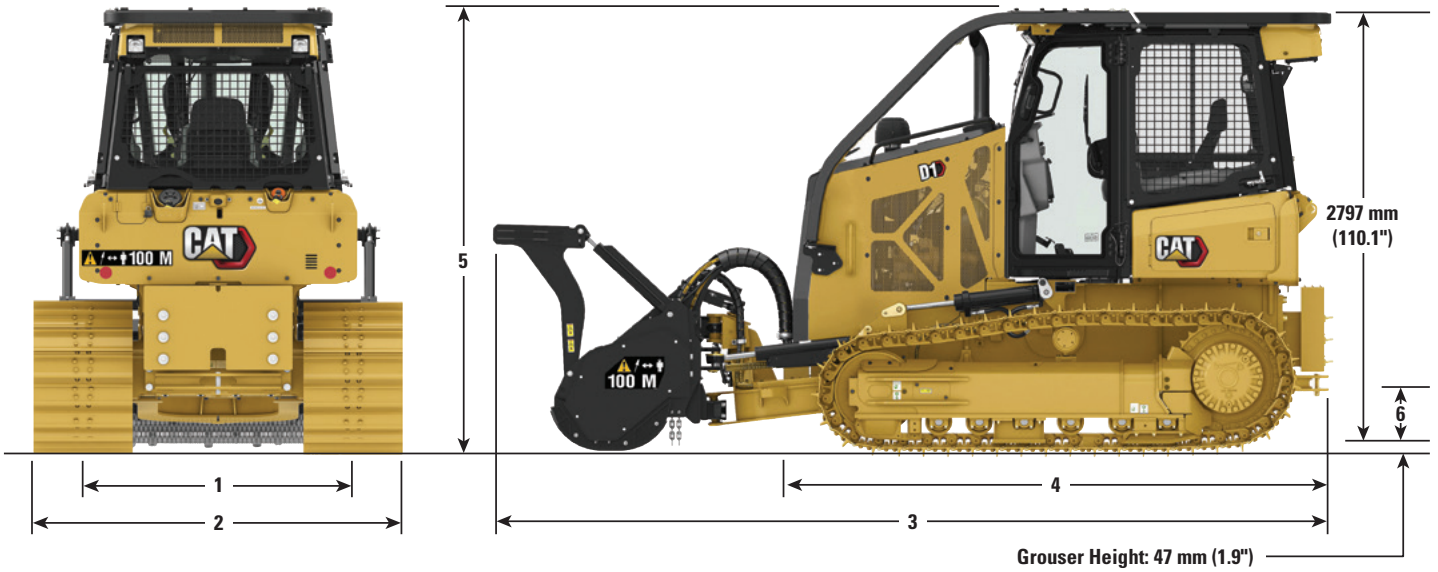
Air Conditioning System

The air conditioning system on this machine contains the fluorinated greenhouse gas refrigerant R134a (Global Warming Potential = 1430). The system contains 1.8 kg of refrigerant which has a CO₂ equivalent of 2.574 metric tonnes.

D1 Mulcher Specifications

Dimensions

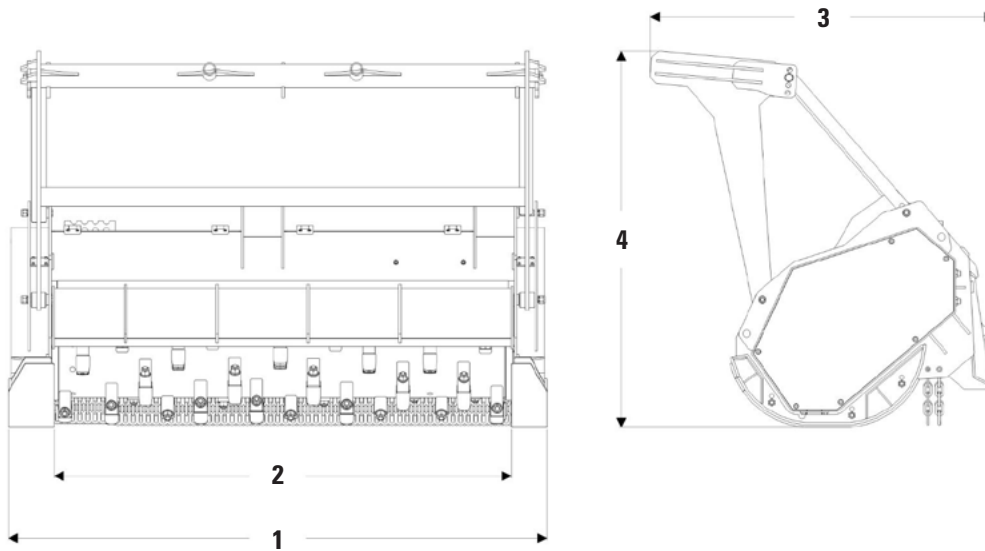
All dimensions are approximate.



| | Standard | | LGP | |
|--|----------|----------|---------|----------|
| 1 Track Gauge | 1495 mm | 58.9 in | 1725 mm | 67.9 in |
| 2 Width of Tractor (standard shoes, no mulcher) | 1901 mm | 74.8 in | 2360 mm | 92.9 in |
| 3 Overall Length (with blade) | 4266 mm | 168 in | 4255 mm | 167.6 in |
| 4 Length of Basic Tractor (without mulcher) | 3275 mm | 128.9 in | 3275 mm | 128.9 in |
| 5 Tractor Height | 2845 mm | 112 in | 2763 mm | 108.8 in |
| 6 Ground Clearance | 332 mm | 13 in | 332 mm | 13 in |

D1 Mulcher Specifications

Specifications



HM518

| | | |
|-----------------------------|-------------------------|------------|
| 1 Overall Width | 2122 mm | 84 in |
| 2 Working Width | 1822 mm | 72 in |
| 3 Length | 1354 mm | 53 in |
| 4 Overall Height | 1480 mm | 58 in |
| Lift Height | 787 mm | 31 in |
| Maximum Tilt | 368 mm | 14.5 in |
| Maximum Angle (either side) | 25° | |
| Weight | 1450 kg | 3,197 lb |
| Drive Method | Polychain belt | |
| Motor | Closed loop hydrostatic | |
| Optimum Hydraulic Flow | 114 L/min | 30 gal/min |
| Optimum Hydraulic Pressure | 407 bar | 5900 psi |
| Drum Speed Range | 2,150-2,450 rpm | |
| Fixed Teeth Per Drum | 38 | |

D1 Mulcher Specifications



HM518 Mulcher




Single bolt carbide tooth retention



Sweeps and screens



Mounting point same as blade



72 inch drum



Bolt-on wear plates



Drum direction and speed bar



Rear guard and counterweight



Pressure gauge with color bars

D1 Mulcher Standard Equipment

Standard Equipment

Standard equipment may vary. Consult your Cat dealer for details.

ELECTRICAL

- Alternator, 150 Amp, heavy duty
- Alarm, backup
- Batteries, heavy duty, maintenance free, 1,000 CCA
- Diagnostic connector
- Horn, electric
- Four integrated front halogen lights, two rear halogen
- Starter, electric, 12 volt heavy duty

OPERATOR ENVIRONMENT

- ROPS/FOPS cab
- Cab, polycarbonate windows and air conditioning
- Seat, air suspended, cloth
- Seatbelt, retractable 76 mm (3 in)
- Foot pads, dash
- Primary display, 254 mm (10") touchscreen color monitor with back up camera
- Electronic Monitoring System with:
 - Gauges for engine coolant temperature, hydraulic oil temperature and fuel level
 - Travel speed limiter, electronic
 - Engine RPM and gear display
 - Hour meter, electric
 - Engine air cleaner service indicator, electronic
 - Water-in-fuel indicator, electronic
 - Mulcher drum speed and direction bar
- Slope Indicate
- Throttle switch, rotary
- Controls, seat mounted, fore/aft adjustment
- Armrests, adjustable
- Mirror, rearview, inside
- Single pedal combining deceleration and braking functions
- Independent forward/reverse speed settings
- Power port, 12 volt
- Coat hook
- Storage compartment
- Cup holder
- Floor mat, rubber, heavy duty

MULCHER HYDRAULICS

- Hydraulics, 3 valve
- Load sensing hydraulics
- Single lever, three function control
- Hydraulic pump and oil
- Closed-loop hydrostatic circuit
- Axial Piston variable displacement pump and motor

POWER TRAIN

- Cat C3.6 diesel engine
- Turbocharged aftercooled
- Aluminum bar plate cooling system (radiator, power train)
- Air cleaner with precleaner, automatic dust ejection and underhood intake
- Automatic traction control
- Drive, auxiliary
- Dual path, closed-loop hydrostatic transmission
- Electric fuel pump
- Fuel/water separator
- Reversing fan

UNDERCARRIAGE

- SALT Undercarriage
- 6 roller track frame
- Track rollers, lifetime lubricated
- Carrier rollers
- Track adjusters, hydraulic
- Guards, front/rear guiding

OTHER STANDARD EQUIPMENT

- Cat Product Link™ PL641 Cellular
- C-Frame, VPAT, hydraulic cylinders and lines
- Lockable engine enclosures
- Front pull device
- Ecology drains (engine, power train and implement oil and engine coolant)
- Scheduled oil sampling ports (engine, power train implement oil)
- Vandalism protection
- Hinged radiator grill
- Rearview camera

ANTIFREEZE

- Extended life coolant, -37°C (-35°F)

GUARDS

- Guard, track guiding, center
- Screen, rear, cab
- Screen, side, cab
- Sweeps, front
- Sweeps, rear
- Heavy duty crankcase guard

Optional Equipment

Optional equipment may vary. Consult your Cat dealer for details.

OPERATOR STATION

- Radio, AM/FM, Bluetooth®

BLADES

- VPAT XL blade
- VPAT LGP blade
- VPAT Intermediate blade

LIGHTS

- Four integrated front LED lights, two rear LED

REAR ATTACHMENTS

- Counterweight, rear
- Winch, retrieval

STARTING AIDS

- Heater, engine, coolant, 120 volt
- Starting aid, ether

ANTIFREEZE

- Extended life coolant, -50° C (-58° F)

FIELD INSTALLED ATTACHMENT

- Winch, retrieval

D1 Mulcher

For more complete information on Cat products, dealer services, and industry solutions, visit us on the web at www.cat.com

© 2021 Caterpillar
All rights reserved

Materials and specifications are subject to change without notice. Featured machines in photos may include additional equipment. See your Cat dealer for available options.

CAT, CATERPILLAR, LET'S DO THE WORK, their respective logos, "Caterpillar Corporate Yellow," the "Power Edge" and Cat "Modern Hex" trade dress as well as corporate and product identity used herein, are trademarks of Caterpillar and may not be used without permission.

AEHQ8397 (09-2021)
Build Number: 12A
(North America and Europe)

